



# Mine 30 Pump

Compact Wet-Process Shotcrete / Concrete / Grout Pump



### REED Mine 30:

The extremely compact size of the Mine 30 pump makes it ideal for underground applications or any application with limited space. (96"x46.5"x64.7")

The Mine 30 is suitable for cross mounting on a truck or other carrier. Fork channels on the side and end also come standard.

The Mine 30 can be powered by an electric, diesel, or air motor.

The simple design of the Mine 30 makes it easy to trouble-shoot and service. It provides strong performance, extreme dependability and long life of all wear parts.

### Standard Features:

- Heavy-duty "S" Valve
- "Open-Loop" hydraulic system and a variable displacement hydraulic pump.
- Adjustable shifting force valve
- Chromed concrete cylinders for long service life
- High-strength frame design (sturdiest frame in industry)
- Highest commonality of hydraulic hoses

### Applications:

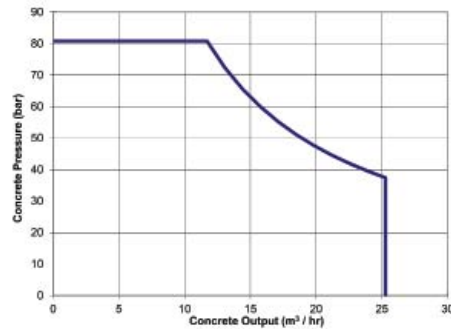
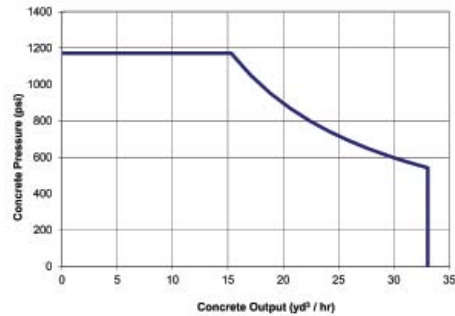
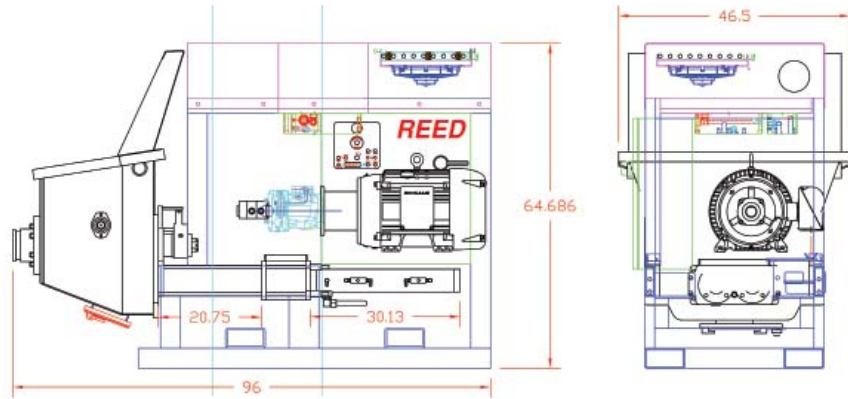
- Shotcrete
- Concrete Pumping
- Grouting
- Backfill
- Mine & Tunnel Support
- Flowable fill
- Specialty Materials

# REED Mine 30

## Compact Wet-Process Shotcrete / Concrete / Grout Pump

MODEL	Mine 30	
Concrete Output	yd <sup>3</sup> /hr	30
	m <sup>3</sup> /hr	23
Concrete Pressure	psi	1172
	bar	81
Motor/Engine	hp	50
	kW	37
Main Hydraulic Pump	cc/rev	100
Concrete Cylinder Diameter	in	6"
	mm	152
Stroke Length	in	19"
	mm	495
Maximum Aggregate Size	in	1.5"
	mm	38
Hopper Height	in	40
	mm	1015
Hydraulic Oil Capacity	gal	40
	liters	150
Outlet Size	in	5
	mm	127
Weight (Approx.)	lbs	4650
	kg	2110

\* Specifications are subject to change without prior notice. Actual performance will vary depending on the concrete pump (concrete pressure, horsepower), material (mix design, slump, local sand and rock characteristics), and delivery system (pipeline diameter, type (steel or hose) and reductions/bends. Maximum output, pressure, and distance cannot be reached simultaneously. Specifications subject to change without prior notice.



Distributed By:

### Additional Features:

- Weatherproof NEMA 4 control panel
- Reversibility at any point in the stroke
- High capacity hydraulic oil cooler
- Fully-variable volume output
- Automatic pressure release at shutdown
- Forged steel pistons with urethane cups
- Hard chromed concrete cylinders
- Hour meter/tachometer
- Emergency stop button
- 5-function cable remote control
- Dual hydraulic circuit

### Optional Features:

- Radio remote control (On/Off/ Reverse/E-stop/Horn-reset / Engine RPM)
- Hopper agitator
- Vibrator for hopper screen
- Chemical additive pump
- Stroke counter
- Lifting-eyes
- Hydraulically driven water wash-out pump